



# 2023-2024

## CROWLEY INDEPENDENT SCHOOL DISTRICT



# Summer Creek Middle School Quality Report

## Comprehensive Accountability System

Metrics that Matter to our Community

### DISTRICT-ASSIGNED SCHOOL QUALITY RATING

## 2023-2024 ACADEMICS

#### 8TH GRADE ALGEBRA I

Approaches	Meets	Masters
91%	59%	27%

#### 8TH GRADE MATH (Board Goal) ★

Approaches	Meets	Masters
53%	22%	7%

#### 8TH GRADE READING


Approaches	Meets	Masters
74%	45%	20%

TEA Rating: TBD  
Baseline Year 2023

### Student ENROLLMENT



### Pre-AP Enrollment

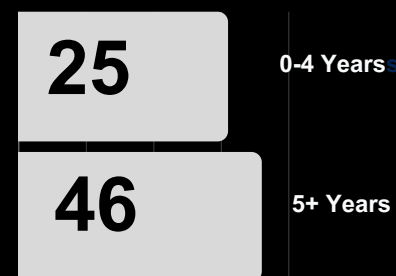


### TEACHER Information 5

#### Teacher-to-Student Ratio

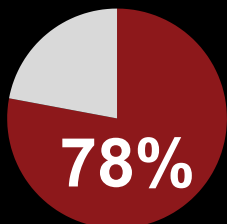


#### Teacher Tenure



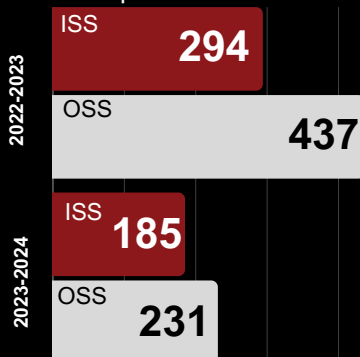
### Positive Student BEHAVIOR 3

★ (Board Goal)  
% of students with no OSS



### Student DISCIPLINE

Discipline Incidents



● In-school suspension ● Out-of-school suspension

### STUDENT SUPPORTS 5

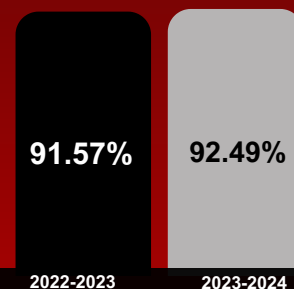
#### SOCIAL EMOTIONAL LEARNING SUPPORTS

Counselors	✓
SEL Specialists	✓
Interventionists	✓

#### AFTER SCHOOL PROGRAMS

21st Century	✓
Tutorials	✓

### Attendance PERCENTAGE 5



### Parent and Student ENGAGEMENT OPPORTUNITIES

#### PARENT INVOLVEMENT 2

- PTA

#### STUDENT CLUBS 5

- Fine Arts
- Leadership
- Junior Cadet Corp
- Intramural Sports
- Junior National Honor Society
- Sports
- Cheer
- UIL
- Student Council

### Campus COMMUNICATION



SOCIAL MEDIA



TEXTS/CALLS



SKYWARD GRADES



NEWSLETTERS

SCHOOL ENVIRONMENT





# 2023-2024

## CROWLEY INDEPENDENT SCHOOL DISTRICT



# Summer Creek Middle School Quality Report

## Comprehensive Accountability System



### Crowley ISD School Board

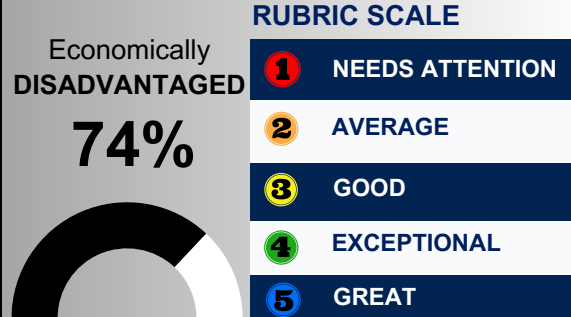
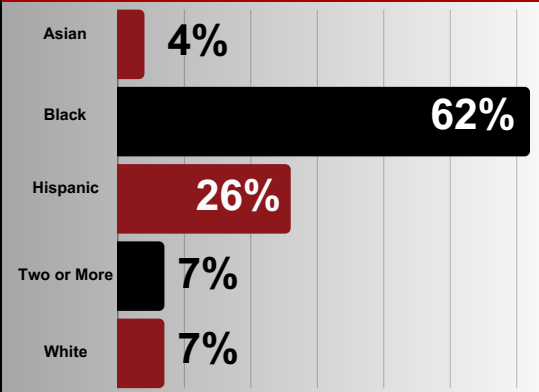
Our aspiration in Crowley ISD is to ensure that all students have access to a GREAT SCHOOL and are provided excellent educational experiences so that they achieve their full potential. When our students graduate from Crowley ISD, they will leave with more than a diploma. They will leave with choices and opportunities. We designed this School Quality Report (SQR) to highlight metrics that matter and to share with our community the areas of progress, the areas of opportunity, and the comprehensive quality of each school in Crowley ISD. This SQR is our effort to increase transparency by synthesizing the quantitative metrics with qualitative parent voices to provide a complete assessment of school quality.

“ I wanted to take a moment to let you know what a joy it is to be a part of Summer Creek Middle School. I currently have a 7th grader who attends, and I have also had 2 other students attend over the previous 10 years. I must say that the current administration has exceeded my expectations by far. I make it a point to tell other parents how great the administration is at this school, especially those who are new to the school and are apprehensive, as I was one of those parents when I enrolled my daughter last year. I have volunteered in the front office this week and have been thoroughly impressed with the level of detail and organization of the staff and the friendliness of everyone I have encountered. I am even more impressed with how you (Mr. Cato) have greeted every child and parent personally, whether they attend this school or are a sibling of a student. The high fives, hand shakes and personal greetings to each of them has been a joy to watch and is infectious.  
**Latonya, Summer Creek Parent** ”

“ Working at Summer Creek Middle School with this exceptional faculty and admin team is a privilege. They have ALL proven themselves resilient, and the ones I have most gotten to know have a very focused servant-leader mindset. That makes all the difference!  
**Mr. Kenagy, Summer Creek Teacher** ”

“ This is a great school. The teachers are amazing. The food is good, and the coaches are great coaches.  
**Adrienne, Summer Creek Student** ”

### CAMPUS DEMOGRAPHICS



Visit <http://crowleyisdtx.org> for more details regarding our rubric.



# GRADED ON 2023-2024 DATA

CROWLEY INDEPENDENT SCHOOL DISTRICT

## Crowley ISD Quality Report

### Comprehensive Accountability System Rubric

Metrics that Matter to our Community

#### RUBRIC SCALE

- 1** NEEDS ATTENTION
- 2** AVERAGE
- 3** GOOD
- 4** EXCEPTIONAL
- 5** GREAT

#### FINANCE FUND BALANCE

- 1** Less than 9%
- 2** 10-14%
- 3** 14-17%
- 4** 18-19%
- 5** 20%

#### GRADUATION RATE

- 1** 89% or less
- 2** 89-90%
- 3** 90-92%
- 4** 93-94%
- 5** 95% or greater

#### DISTRICT-ASSIGNED SCHOOL QUALITY RATING

- 1** F
- 2** D
- 3** C
- 4** B
- 5** A

#### TEACHER INFORMATION

Total # of 5 plus year teachers divided by the total # of teachers to get the percentage

- 1** 10-19%
- 2** 20-38%
- 3** 39-48%
- 4** 49-59%
- 5** 60% or greater

#### College, Career and Military Readiness (CCMR)

- 1** 60-70%
- 2** 71-80%
- 3** 81-90%
- 4** 91-94%
- 5** 95% or greater

### SCHOOL ENVIRONMENT

#### POSITIVE STUDENT BEHAVIOR

##### ELEMENTARY

- 1** 85 or less
- 2** 86-89
- 3** 90-91
- 4** 92-94
- 5** 95 or greater

##### SECONDARY

- 1** 69%
- 2** 70-73%
- 3** 74-84%
- 4** 85-91%
- 5** 92% or greater

#### STUDENT SUPPORTS

##### ELEMENTARY

- 1** 1 out of 6
- 2** 2 out of 6
- 3** 3 out of 6
- 4** 4 out of 6
- 5** 5 out of 6

##### SECONDARY

- 1** 2 or less
- 3** 3 out of 6
- 5** 4 out of 5

#### ATTENDANCE PERCENTAGE

##### ELEMENTARY

- 1** 85% or less
- 2** 86-89%
- 3** 90-92%
- 4** 93-94%
- 5** 95% or greater

##### SECONDARY

- 1** 69%
- 2** 70-73%
- 3** 74-84%
- 4** 85-91%
- 5** 92% or greater

#### PARENT AND STUDENT ENGAGEMENT OPPORTUNITIES

##### Parent Involvement

- 1** 0      **5** 2 or more
- 2** 1

##### Student Clubs

- 1** 0      **5** 5 or more
- 2** 1      **3** 3-4

#### REFER TO SECONDARY RATINGS FOR DISTRICT

Visit <http://crowleyisdtx.org> for more details

